

BUILT TO BOND,  
BUILT TO LAST



 **GRÈSBOND**  
by *Kajaria*

PREMIUM TILE ADHESIVES, GROUTS & TILE CLEANER



INDEX

SEGMENT	PRODUCT	PAGE No.
ADHESIVES	PREMIUM TILE ADHESIVES - CX-1	10
ADHESIVES	PREMIUM TILE ADHESIVES - VX-1	12
ADHESIVES	PREMIUM TILE ADHESIVES - CX-2 (WHITE)	14
ADHESIVES	PREMIUM TILE ADHESIVES - VX-2 (WHITE)	16
ADHESIVES	PREMIUM TILE ADHESIVES - EX-5	18
ADHESIVES	PREMIUM TILE ADHESIVES - EA-100	20
GROUTS	PREMIUM EPOXY GROUT - KE-100	24
GROUTS	PREMIUM EPOXY GROUT - KE-100 DUET	26
GROUTS	PREMIUM EPOXY GROUT - KE-100 GLITTER	28
GROUTS	PREMIUM UNSANDED GROUT	30
GROUT ADMIX	PREMIUM GROUT ADMIX - KGA-01	32
TILE CLEANER	TILE CLEANER- TC1	33



## **PRESENT INNOVATIVE TILE SOLUTIONS WITH THE BEST PERFORMANCE**

The largest manufacturer of ceramic and vitrified tiles in India. Equipped with cutting-edge technology, we at Kajaria strive to deliver quality products and services to our customers. Our team of experts work around the clock to ensure that the quality of our product is never compromised.

When tiles are fixed to any surface, most vulnerable point is always the bond between the tile and substrate. We eliminate this weakness by significantly improving the bonding strength of the adhesive to both the tile and substrate.

**GRESBOND** by Kajaria offers you wide range of tile adhesives & grouts for fixing of various categories of tile for faster laying & long lasting applications.

### **Our GRESBOND Basket is consist of :**

**PREMIUM ADHESIVES**

**PREMIUM EPOXY GROUT**

**PREMIUM UNSANDED GROUT**

**PREMIUM GROUT ADMIX**

**PREMIUM TILE CLEANER**

# PREMIUM ADHESIVES, GROUTS & TILE CLEANER

INGREDIENTS FOR PERFECT RESULTS

CX-1	TYPE : 1T   EN STANDARD : CIT	
<p><b>PREMIUM TILE ADHESIVE FOR CERAMIC FLOOR TILES</b></p> <p>CX1 is a high-performance, grey cement-based, polymer-modified adhesive designed specifically for quick-setting ceramic floor tiles. Ideal for use on cement-based surfaces such as concrete and plaster, CX1 ensures a strong, long-lasting bond between tiles and the substrate. Its advanced formulation offers excellent adhesion &amp; superior bonding.</p>		
VX-1	TYPE : 2T   EN STANDARD : C2T	
<p><b>HIGH PERFORMANCE PREMIUM TILE ADHESIVE FOR ALL KIND OF FLOOR TILES &amp; BATHROOM WALL TILES</b></p> <p>VX-1 is polymer modified grey cement based tile adhesive specially designed for fixing all kinds of tiles including vitrified tiles, ceramic tiles and large format tiles on internal or external floor surface. Also suitable for bathroom wall tiles.</p>		
CX-2	WHITE TYPE : 1T   EN STANDARD : CIT	
<p><b>WHITE COLOR PREMIUM TILE ADHESIVE FOR CERAMIC FLOOR TILES</b></p> <p>CX-2 is polymer modified white cement based tile adhesive meant for fixing ceramic floor tiles. White colour of CX-2 white protects light base tiles from discoloration along with strong bonding with the surface. Highly recommended for light base ceramic floor tiles</p>		
VX-2	WHITE TYPE : 2T   EN STANDARD : C2T	
<p><b>HIGH PERFORMANCE WHITE COLOR PREMIUM TILE ADHESIVE FOR ALL KIND OF FLOOR TILES, BATHROOM WALL TILES AND MARBLES</b></p> <p>VX-2 is polymer modified white cement based tile adhesive protects light base tiles and marbles from discoloration along with strong bonding, suitable for all kinds of floor tiles which includes vitrified tiles, ceramic tiles, large format tiles &amp; marble flooring.</p>		
EX-5	TYPE : 3T   EN STANDARD : C2TE	
<p><b>HEAVY DUTY PREMIUM TILE ADHESIVE FOR INTERIOR &amp; EXTERIOR WALL &amp; FLOOR TILES</b></p> <p>EX-5 is a high strength adhesive. EX-5 is specially designed for heavy duty tile application, it has superior strength &amp; ideal for all kind of tiles &amp; Stones. It is also suitable for interior &amp; exterior wall cladding tiles. Fastening is recommended to install slabs/big size tiles over facade on high rise walls</p>		
EA-100	TWO COMPONENT EPOXY BASED ADHESIVE	
<p><b>HIGH STRENGTH EPOXY BASED ADHESIVE FOR TILES AND STONES</b></p> <p>GRESBOND EA-100 is two component epoxy-based adhesive specially designed for fixing all type tiles, Marble &amp; Natural Stone on various substrates like Concrete, Cement mortar, Metal floor &amp; wall, natural wood, plywood and vinyl tiles. Suitable for industries, commercial areas and residential areas. Available in 1 Kg, 5 Kg &amp; 10 Kg Pack.</p>		

## KE-100 PREMIUM EPOXY GROUT

### 100% SOLID EPOXY GROUT

KE-100 is a Stain free Epoxy grout for floors & Walls. It is a colour fast, water & chemical resistant & 100% solid epoxy grout suitable for Ceramic tiles, Vitrified tiles, marbles and stones, especially in stain prone areas such as kitchens and washrooms (residential & commercial installations). Available in 18 colours. Suitable for joints between 2-12 mm. Available in 1Kg & 5Kg Pack



## KE-100 DUET TWO COMPONENTS PREMIUM EPOXY GROUT

### NEW IMPROVED FORMULA WITH TWO COMPONENTS

GRESBOND KE-100 DUET is high performance Epoxy based two components tile grout. Easy to use and suitable for all wall and floor tiles, marble and natural stone. It has high chemical & abrasion resistant. It also produces hygienic joints that needs minimal maintenance in Kitchen & Bathroom areas. Available in 18 colours. Suitable for joints between 2-12 mm. Available in 1 Kg & 5 Kg Pack.



## KE-100 GLITTER EPOXY GROUT WITH SPARKLE EFFECTS

### SPARKLE GROUT FOR FLOOR & WALL

KE-100 GLITTER is specially designed to get special sparkle effects and enhance the beauty of tiles. It can be applied on both wall and floor, interior & exterior area. We can use it with ceramic tiles, vitrified tiles, natural stone & marble. Available in three sparkle effects (Gold, Silver, Copper). Suitable for joints between 2-12 mm. Available in 1 Kg & 5 Kg Pack.



## PREMIUM UNSANDED GROUT

### SUPERIOR QUALITY GROUT FOR CLEAN JOINTS

GRESBOND Unsanded Grout is a superior quality grout. It consist of a carefully prepared blend of white cement, chemical additives and fillers. It is easy to install just mix with water/Grout Admix and use. For best results, use with GRESBOND Premium Grout Admix KGA-01. It is ideal for both floors and walls applications. Available in 18 colours. Suitable for joints between 1-3 mm.



## KGA-01 PREMIUM GROUT ADMIX

### FOR SUPERIOR PERFORMANCE

GRESBOND Premium Grout Admix KGA-01 is a polymer based liquid admixture specially designed for use in combination with GRESBOND Grouts. When used in place of water, it provides a dense, colorfast grout ideal for all interior and exterior applications. It improves the performance and does not allow any moisture/water to seep into the back of the tile.



## TC1 TILE CLEANER

### FAST ACTING CLEANER FOR ALL TYPES OF TILE SURFACE

GRESBOND Tile Cleaner TC1 is a fast acting acid based cleaner for regular cleaning of dirt and stains on tile surface, designed for daily maintenance of tiles.



## Application Process

### STEP-1



The tile adhesive is applied in a thin layer by means of a notched trowel.

### STEP-2



The tiles are placed with spacers and adjusted accordingly.

### STEP-3



To complete the installation, joints are filled with premium Epoxy grout.

# PERFECT SOLUTION FOR TILE FIXING

Cement-based tile adhesives adhere very well to porous substrates such as bricks, plasters, earthenware tiles and stoneware tiles. These structures are good anchors for the calcium silicate hydrate needles that form when cement hardens. In contrast, modern porcelain stoneware tiles have extremely smooth surfaces. Tile adhesives for the tiles must be highly modified to attain the necessary tensile adhesion strength coupled with high flexibility.

Tiles require high-quality grouts. Good adhesion at the tile edges, good abrasion resistance and limited water uptake coupled with good water-vapour permeability. High quality grouts play important role in the laying of the tiles: like flexible tile adhesives, thy compensate for any stresses that may arise.

## EASY LAYING OF TRENDING LARGE TILES/ STONES

The trend toward large-format tiles is continuing. These tiles create a spacious and luxurious environment. At the same time, they are easier to clean. However, technical challenges also increase as the tiles get larger.

Successful laying of large tiles depends on a variety of factors- improving the adhesion and increasing the flexibility of the adhesives with polymer powders plays a key role.

## CHOOSE GRESBOND, NOT CEMENT

Properties	Sand/Cement	Gresbond Adhesive
Installation Time	Lengthy	Quick
Bed Thickness	15-40 mm	2-6 mm
Water Curing	Required	No
Bond Strength	Prone to failure	100% adhesion
Large Tiles	Not feasible	Excellent
External Cladding	Limited	Suitable
Tile-on-Tile	Not recommended	Highly effective

# GRESBOND PREMIUM TILE ADHESIVES



## Fast and Economical

GRESBOND Premium Tile Adhesive can be easily applied over large areas with a notched trowel. Then the tiles can be adjusted gently after laying to produce a uniform adhesive bed.

## Easy to work with

GRESBOND High-quality tile adhesives for wall application have good non- slump properties. The freshly laid tiles therefore do not slip on the wall. It is thus possible to lay the tiles from top to bottom without using spacers. This makes it easier to produce a uniform pattern.

## Excellent Results

GRESBOND advanced premium adhesives are so easy to mix and install that good results are consistently achieved. Irrespective of the tile material or the substrate, the tile adhesive can be custom-mixed for the particular tile type and substrate.



## Perfect Finish



Resistant to  
Stains and Seepage



Water  
Resistant



Saves Time  
Surface ready to use  
within 24 hours



High Bond  
Strength



No Hollowness between  
Tile and Substrate



Can be used directly  
on any surface\*



White Adhesive specially  
for light base tile

\*not suitable for surfaces subject to vibration like plywood, metal, glass, gypsum boards, fibre cement slabs & smooth pre-fabricated concrete.

# CX-1

## PREMIUM TILE ADHESIVE FOR CERAMIC FLOOR TILES

### Product Description:

CX-1 is a polymer-based tile adhesive specifically formulated for fixing ceramic tiles and small format natural stone, clay tiles, terracotta and quarry tiles of regular size. It is suitable for both vertical and horizontal surfaces, over the cementitious substrate for indoor application, in dry as well as wet areas. Choose CX-1 for exceptional bond strength, flexibility, fast curing, and user-friendly application.



**Pack Size:** 20Kg.

**Color:** Grey

#### **Shelf Life:**

1 year in dry unopened bags.

#### **Coverage (in sq. mtr.)\***

4-5 Sq. mtr. / 20 Kg bag at 3 mm thickness.

#### **Applications:**

For fixing all types of ceramic tiles on interior floor surfaces.

#### **Advantages:**

- ▶ Ready to use. Needs only mixing with water.
- ▶ Flexible, shock and Impact resistant.
- ▶ Fast and economical.
- ▶ High bond strength.
- ▶ Suitable for ceramic floor tiles.

#### **Substrates:**

- ▶ Concrete Floor
- ▶ Cement sand screed
- ▶ Cement Mortar Beds
- ▶ Plaster
- ▶ Brick Masonry

\*Coverage may vary according to evenness/level of floor

# CX-1


## Technical Data: (Type-1T)

Density	1.79 kg/litre Approx.
Pot Life	11-15 hrs Approx.
Open Time	22 minutes Approx.
Adjustability	21 minutes Approx.
Setting Time	Approx. 1 Day
Full Strength	Approx. 14 Days
Tensile Strength	>0.50 N/mm <sup>2</sup>
Shear Strength	>1.00 N/mm <sup>2</sup>



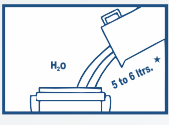
## Method of Application:

1



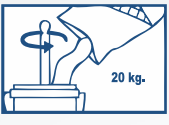
Remove all dust, water, oil & sealers from surface

2




Add 5 to 6\* litres water in-to empty bucket.

3




Add 20 kg **CX-1** adhesive in-to water and mix it till attains uniform paste

4




**WAIT**  
5-10 MIN

5




Again mix the material then take the material on notch trowel.

6




Use flat side of the trowel and spread the adhesive uniformly.

7




Comb the adhesive with the help of notch trowel.

8




Spread the material backside of the tile also (if tile size is more than 12"x12").

9




Press the tiles firmly into position by twisting action.

10




Press the tile gently with help of rubber mallet to make uniform tile surface.

11




Clean the tile surface with wet cloth.

12



**WAIT**  
24 HR

13



**GROUT**  
After 24 hrs you can do the grouting with Gresbond grouts.

\* The POWDER: LIQUID ratio may vary according to the job conditions

Type 1 Adhesive Specifications as per IS 15477: 2019 @ 27 ± 2°C		
Property	Min. requirement	Typical Result
<b>Tensile Strength (N/mm<sup>2</sup>)</b>		
Dry Condition	0.5	>0.7
<b>Shear adhesion strength (N/mm<sup>2</sup>)</b>		
Dry Condition	1.00	>1.00
Open time in minutes	As per Manufacturer	22
Adjustment time in minutes	As per Manufacturer	21
Slip (less than 0.5 mm)	<0.50	<0.30

## HIGH PERFORMANCE PREMIUM TILE ADHESIVE FOR ALL KIND OF FLOOR & BATHROOM WALL TILES

### Product Description:

VX-1 is a high-performance, polymer-modified, grey cement-based adhesive specifically designed for fixing low-porosity tiles (vitrified, semi-vitrified) and natural stones on interior and exterior floors, walls-interiors. The adhesive is water-resistant and is suitable for use in showers, wet areas and swimming pools. Also, ideal for renovation (tile - on - tile) for quick & easy installation works. Its exceptional bond strength, flexibility, water resistance, and versatility make it the ideal choice for a wide range of applications.



**Pack Size:** 20Kg.

**Color:** Grey

#### Shelf Life:

1 year in dry unopened bags.

#### Coverage (in sq. mtr.)\*

4-5 Sq. mtr. / 20 Kg bag at 3 mm thickness.

#### Applications:

For Interior and Exterior Floor & Wall Tiles  
Tile-on-tile Application, Bathroom Tiling.

#### Advantages:

- ▶ Ready to use. Needs only mixing with water.
- ▶ Also suitable for Marbles and tile on tile application.
- ▶ Can also be used for internal wall tile.
- ▶ Saves time as floors are ready to be used after 24 hours.
- ▶ Excellent adhesion & low shrinkage.

#### Substrates:

- ▶ Concrete Wall & Floor, Cement sand screed,
- ▶ Cement Mortar Beds, Plaster, Brick Masonry

#### Renovation works on existing:

- ▶ Unglazed Tiles
- ▶ Glazed Tiles, Mosaic Tiles\*
- ▶ Vitrified & Ceramic Tiles

\*Surface should be roughened and properly cleaned before fixing the tiles.

\*Coverage may vary according to evenness/level of Floor/Wall

# VX-1


## Technical Data: (Type-2T)

Density	1.7 kg/litre Approx.
Pot Life	2-3 hrs Approx.
Open Time	23 minutes Approx.
Adjustability	22 minutes Approx.
Setting Time	Approx. 1 Day
Full Strength	Approx. 28 Days
Tensile Strength	>1.0 N/mm <sup>2</sup>
Shear Strength	>1.25 N/mm <sup>2</sup>



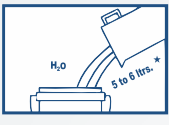
## Method of Application:

1



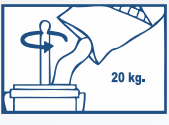
Remove all dust, water, oil & sealers from surface

2




Add 5 to 6\* litres water in-to empty bucket.

3




Add 20 kg **VX-1** adhesive in-to water and mix it till attains uniform paste

4




**WAIT**  
5-10 MIN

5




Again mix the material then take the material on notch trowel.

6




Use flat side of the trowel and spread the adhesive uniformly.

7




Comb the adhesive with the help of notch trowel.

8




Spread the material backside of the tile also (if tile size is more than 12"x12").

9




Press the tiles firmly into position by twisting action.

10




Press the tile gently with help of rubber mallet to make uniform tile surface.

11




Clean the tile surface with wet cloth.

12



**WAIT**  
24 HR

13



**GROUT**  
After 24 hrs you can do the grouting with Gresbond grouts.

\* The POWDER: LIQUID ratio may vary according to the job conditions

Type 2 Adhesive Specifications as per IS 15477: 2019 @ 27 ± 2° C		
Property	Min. requirement	Typical Result
<b>Tensile Strength (N/mm<sup>2</sup>)</b>		
Dry Condition	1.0	>1.20
Wet Condition	1.0	>1.10
<b>Shear adhesion strength (N/mm<sup>2</sup>)</b>		
Dry Condition	1.25	>1.30
Wet Condition	1.0	>1.10
Heat Aging Condition	1.0	>1.25
Open time in minutes	As per manufacturer	23
Adjustment time in minutes	As per manufacturer	22
Slip (less than 0.5 mm)	<0.50	<0.30

## CX-2 White *Add more brightness to floors*

### WHITE COLOR PREMIUM TILE ADHESIVE FOR CERAMIC FLOOR TILES

#### Product Description:

CX-2 is a premium, white cement-based tile adhesive specifically formulated for interior wall and floor installations. Designed to preserve the aesthetic appeal of light-colored tiles and stones, Ideal for fixing small format ceramic, natural stone, clay, and quarry tiles. Its user-friendly formulation requires only water for mixing, ensuring efficient application.



**Pack Size:** 20Kg.

**Color:** White

**Shelf Life:**

1 year in dry unopened bags.

**Coverage (in sq. mtr.)\***

4-5 Sq. mtr. / 20 Kg bag at 3 mm thickness.

**Applications:**

For Fixing All Kind of Ceramic floor Tile.  
Specially Recommended for Tiles/Stone  
Having Lighter Color for Small Size Flooring.

**Advantages:**

- ▶ Ready to use. Needs only mixing with water.
- ▶ Flexible, shock and Impact resistant.
- ▶ Fast and economical.
- ▶ **Highly effective for light base ceramic floor tiles.**
- ▶ Protect light base ceramic tile from discoloration.

**Substrates:**

- ▶ Concrete Floor
- ▶ Cement sand screed
- ▶ Cement Mortar Beds
- ▶ Plaster
- ▶ Brick Masonry

\*Coverage may vary according to evenness/level of floor

# CX-2 White


## Technical Data: (Type-1)

Density	1.79 kg/litre Approx.
Pot Life	1-1.5 hrs Approx.
Open Time	22 minutes Approx.
Adjustability	21 minutes Approx.
Setting Time	Approx. 1 Day
Full Strength	Approx. 28 Days
Tensile Strength	>0.50 N/mm <sup>2</sup>
Shear Strength	>1.00 N/mm <sup>2</sup>



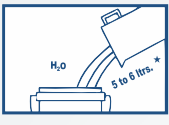
## Method of Application:

1



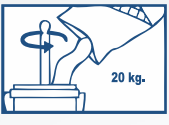
Remove all dust, water, oil & sealers from surface

2




Add 5 to 6\* litres water in-to empty bucket.

3




Add 20 kg **CX-2** adhesive in-to water and mix it till attains uniform paste

4




**WAIT**  
5-10 MIN

5




Again mix the material then take the material on notch trowel.

6




Use flat side of the trowel and spread the adhesive uniformly.

7




Comb the adhesive with the help of notch trowel.

8




Spread the material backside of the tile also (if tile size is more than 12"x12").

9




Press the tiles firmly into position by twisting action.

10




Press the tile gently with help of rubber mallet to make uniform tile surface.

11




Clean the tile surface with wet cloth.

12



**WAIT**  
24 HR

13



**GROUT**  
After 24 hrs you can do the grouting with Gresbond grouts.

\* The POWDER: LIQUID ratio may vary according to the job conditions

Type 1 Adhesive Specifications as per IS 15477: 2019 @ 27 ± 2°C		
Property	Min. requirement	Typical Result
<b>Tensile Strength (N/mm<sup>2</sup>)</b>		
Dry Condition	0.5	>0.7
<b>Shear adhesion strength (N/mm<sup>2</sup>)</b>		
Dry Condition	1.00	>1.00
Open time in minutes	As per manufacturer	22
Adjustment time in minutes	As per manufacturer	21
Slip (less than 0.5 mm)	<0.50	<0.30

## **VX-2 White** Gives extra Whiteness to white marble/stones and tiles

### HIGH PERFORMANCE WHITE COLOR PREMIUM TILE ADHESIVE FOR FLOOR, MARBLE & BATHROOM WALL TILES

#### **Product Description:**

VX-2 is a high-performance, polymer-modified, white cement-based adhesive for low-porosity tiles (vitrified, semi-vitrified) and natural stones, suitable for both interior and exterior floors, and interior walls. It provides excellent bond strength, water resistance, and ease of use, ideal for showers, wet areas, and swimming pools. VX-2 is perfect for renovations, allowing for quick tile on - tile installations, and is suitable for mosaics, terrazzo, and light-colored natural stones.



**Pack Size:** 20Kg.

**Color:** White

**Shelf Life:**

1 year in dry unopened bags.

**Coverage (in sq. mtr.)\***

4-5 Sq. mtr. / 20 Kg bag at 3 mm thickness.

**Applications:**

White color adhesive specially recommended for all kinds of floor

**Advantages:**

- ▶ Ready to use. Needs only mixing with water.
- ▶ Also suitable for Marbles and tile on tile application.
- ▶ Can also be used for internal wall tile.
- ▶ Saves time as floors are ready to be used after 24 hours.
- ▶ Excellent adhesion & low shrinkage.
- ▶ Very effective for light base tiles & Marbles.
- ▶ Protect light base tiles from discoloration.

**Substrates:**

- ▶ Concrete Wall & Floor, Cement sand screed,
- ▶ Cement Mortar Beds, Plaster, Brick Masonry

**Renovation works on existing:**

- ▶ Unglazed Tiles
- ▶ Glazed Tiles, Mosaic Tiles\*
- ▶ Vitrified & Ceramic Tiles

\*Surface should be roughened and properly cleaned before fixing the tiles.

\*Coverage may vary according to evenness/level of Floor/Wall

# VX-2 White


## Technical Data: (Type-2T)

Density	1.7 kg/litre Approx.
Pot Life	2-3 hrs Approx.
Open Time	23 minutes Approx.
Adjustability	22 minutes Approx.
Setting Time	Approx. 1 Day
Full Strength	Approx. 28 Days
Tensile Strength	>1.00 N/mm <sup>2</sup>
Shear Strength	>1.25 N/mm <sup>2</sup>



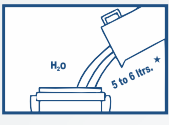
## Method of Application:

1



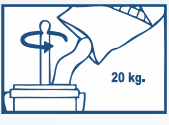
Remove all dust, water, oil & sealers from surface

2




Add 5 to 6\* litres water in-to empty bucket.

3




Add 20 kg **VX-2** adhesive in-to water and mix it till attains uniform paste

4




**WAIT**  
5-10 MIN

5




Again mix the material then take the material on notch trowel.

6




Use flat side of the trowel and spread the adhesive uniformly.

7




Comb the adhesive with the help of notch trowel.

8




Spread the material backside of the tile also (if tile size is more than 12"x12").

9




Press the tiles firmly into position by twisting action.

10




Press the tile gently with help of rubber mallet to make uniform tile surface.

11




Clean the tile surface with wet cloth.

12



**WAIT**  
24 HR

13



**GROUT**  
After 24 hrs you can do the grouting with Gresbond grouts.

\* The POWDER: LIQUID ratio may vary according to the job conditions

Type 2 Adhesive Specifications as per IS 15477: 2019 @ 27 ± 2° C		
Property	Min. requirement	Typical Result
<b>Tensile Strength (N/mm<sup>2</sup>)</b>		
Dry Condition	1.0	>1.20
Wet Condition	1.0	>1.10
<b>Shear adhesion strength (N/mm<sup>2</sup>)</b>		
Dry Condition	1.25	>1.30
Wet Condition	1.0	>1.10
Heat Aging Condition	1.0	>1.25
Open time in minutes	As per manufacturer	23
Adjustment time in minutes	As per manufacturer	22
Slip (less than 0.5 mm)	<0.50	<0.30

## HEAVY DUTY PREMIUM TILE ADHESIVE FOR INTERIOR & EXTERIOR WALL & FLOOR TILES

### Product Description:

#### EX-5 High Performance, Polymer Modified, Non-slip Adhesive

EX-5 is an improved slip-resistant cementitious adhesive with extended open time, classified as C2TE according to ISO 13007 standards, Exceeds IS 15477:2019 - Type 3T Adhesive standards. This grey cement based, high polymer-modified adhesive is designed for tile-on-tile works and the installation of vitrified tiles, natural stones, and glass mosaics on walls and floors in both interior and exterior areas.



#### Features

- ▶ Simply mix with water and it is ready to use.
- ▶ No curing required.
- ▶ Water resistant.
- ▶ High Strength Adhesive.

#### Additional Instructions

- ▶ Product for professional use only.
- ▶ Follow the mixing and application procedure laid down.
- ▶ Use Expansion Joints. Tile Installations need an expansion joint to compensate for a natural movement that occurs within tile assemblies.
  - Provide expansion joints as such –
    - ▶ 10m in external applications
    - ▶ 25m in internal applications
- ▶ The need to call for suitable mechanical safety anchoring must be evaluated by the designer for coverings with > 30 cm side.
- ▶ For coverings with > 60 cm, add to the mixing water a percentage of Adhesive admix to assess the function of the thermo-dynamic strain provided by the structure.
- ▶ Always apply a layer of adhesive directly on the back of the tile/stone as well as on the substrate
- ▶ Do not use the adhesive to correct surface irregularities greater than 12 mm.
- ▶ Save from harm due to direct rainfall for at least 24 hrs.
- ▶ The temperature, ventilation and absorption of the surface and covering materials to be fixed may cause variations in the adhesive workability and setting times.
- ▶ Use the right size of toothed trowel for application.

**NOTE\*** : 'An expansion joint or movement joint is an assembly designed to hold parts together while safely absorbing temperature-induced expansion and contraction of building materials, and vibration, or to allow movement due to ground settlement or seismic activity

**Pack Size:** 20Kg.

**Color:** Grey

#### Shelf Life:

1 year in dry unopened bags.

#### Coverage (in sq. mtr.)\*

4-5 Sq. mtr. / 20 Kg bag at 3 mm thickness.

#### Applications:

Suitable for exterior & interior surfaces in residential buildings for both floor & wall surfaces.

#### Advantages:

- ▶ Suitable for all types of tiles for both interior & exterior solution.
- ▶ Excellent tensile & shear adhesion.
- ▶ Heat & weather resistant.
- ▶ Thermal Insulation.

#### Substrates:

- ▶ Concrete Wall & Floor, Cement sand screed,
- ▶ Cement Mortar Beds, Plaster, Brick Masonry

#### Renovation works on existing:

- ▶ Unglazed Tiles
- ▶ Glazed Tiles, Mosaic Tiles\*
- ▶ Vitrified & Ceramic Tiles

\*Surface should be roughened and proper cleaned before fixing the tiles.

\*\* Fastening is recommended to install Slabs/ Big Size Tiles over Facade on High rise walls

\*\*\*Coverage may vary according to evenness/level of Floor/Wall

EX-5


Technical Data: (Type-3)

Density	1.7 kg/litre Approx.
Pot Life	3-4 hrs Approx.
Open Time	25 minutes Approx.
Adjustability	23 minutes Approx.
Setting Time	Approx. 1 Day
Full Strength	Approx. 28 Days
Tensile Strength	>1.50 N/mm <sup>2</sup>
Shear Strength	>1.65 N/mm <sup>2</sup>



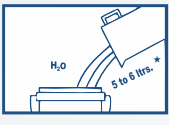
Method of Application:

1



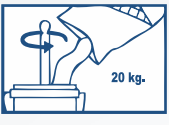
Remove all dust, water, oil & sealers from surface

2




Add 5 to 6\* ltrs water in-to empty bucket.

3




Add 20 kg **EX-5** adhesive in-to water and mix it till attains uniform paste

4




**WAIT**  
5-10 MIN

5




Again mix the material then take the material on notch trowel.

6




Use flat side of the trowel and spread the adhesive uniformly.

7




Comb the adhesive with the help of notch trowel.

8




Spread the material backside of the tile also (if tile size is more than 12"x12").

9




Press the tiles firmly into position by twisting action.

10




Press the tile gently with help of rubber mallet to make uniform tile surface.

11




Clean the tile surface with wet cloth.

12



**WAIT**  
24 HR

13



**GROUT**  
After 24 hrs you can do the grouting with Gresbond grouts.

\* The POWDER: LIQUID ratio may vary according to the job conditions \*\*For exterior elevation tiles, add latex base adhesive mixture"

Type 3 Adhesive Specifications as per IS 15477: 2019 @ 27 ± 2° C		
Property	Min. requirement	Typical Result
<b>Tensile Strength (N/mm<sup>2</sup>)</b>		
Dry Condition	1.50	>1.5
Wet Condition	1.00	>1.10
<b>Shear adhesion strength (N/mm<sup>2</sup>)</b>		
Dry Condition	1.50	>1.60
Wet Condition	1.00	>1.10
Heat Aging Condition	1.00	>1.00
Open time in minutes	As per manufacturer	25
Adjustment time in minutes	As per manufacturer	23
Slip (less than 0.5 mm)	<0.50	0.35
Deform ability (mm)	≥ 2.5, <5.0	2.73

# EA-100

## HIGH STRENGTH EPOXY BASED ADHESIVE FOR TILES AND STONES

### Product Description:

GRESBOND EA-100 is two component epoxy-based adhesive specially designed for fixing all type tiles, Marble & Natural Stone on various substrates like Concrete, Cement mortar, Metal floor & wall, natural wood, plywood and vinyl tiles. Suitable for industries, commercial areas and residential areas.



### Features

- ▶ High Strength, Chemical resistant
- ▶ Bond with various substrates
- ▶ Stain free product
- ▶ Thermal shock resistant
- ▶ Fast bonding formula
- ▶ Highly Flexible | Easy to use



**Pack Size:** 1 Kg, 5 Kg & 10 Kg

### Shelf Life:

1 year in dry unopened bucket.

### Coverage (in sq. mtr.)\*

4-5 Sq. mtr. / 10 Kg bucket at 3 mm thickness.

### Applications:

Wall cladding on High rise building, Residences, Hotels, Kitchen, Balconies, Terraces, Commercial applications, Industrial applications

### Advantages:

- ▶ Suitable for large format tiles
- ▶ Ideal for moisture sensitive stone
- ▶ Ideal for spa, pools and water features
- ▶ Reliable bonding to vibrating substrates
- ▶ Heat resistant

### Substrates:

- ▶ Concrete
- ▶ Concrete masonry & Brick masonry
- ▶ Metal surfaces
- ▶ Wood & Plywood
- ▶ Cement Backer Board
- ▶ Epoxy or PU resin-based substrates
- ▶ Gypsum fibre board
- ▶ Stone & Marbles

# EA-100


## Technical Data: (Type-5)

Consistency	Non Sag Paste
Colour	Off White
Pot Life	45 minutes Approx
Loading Time	120 Minutes Approx
Full Strength	24 Hours
Tensile Adhesion Strength	>7.00-8.00N/mm 2
Shear Adhesion Strength	>8.00-9.00N/mm 2
Heat Ageing Condition	7-9 / mm2




## Method of Application:

1




Remove all Dust, Water, Oil & Sealers from Surface/ Substrate.

2




Add part 1 & part 2 in bucket and mix it till attains uniform paste

3




Slake the Material for 5 to 10 minutes.

4




Again Mix the material then take the material on notch trowel.

5




Use flat side of the trowel and spread the adhesive uniformly.

6




Comb the adhesive with the help of Notch trowel.

7




Spread the material backside of the tile also ( If tile size is More than 12"X12").

8




Press the tiles firmly into position by Twisting Action.

9




Press the tile gently with help of Wooden Hammer to make uniform tile surface.

10




Clean the Tile surface with wet Cloth.

11



For Foot Traffic wait up to 24 Hrs.

12



After 24 Hrs you can do the grouting.

\* Note: Company will not be responsible for any wrong application of the products.



# Comparison between Traditional Cement Sand Mortar, Non branded Tile adhesive vs. GRESBOND Tile Adhesive

Traditional cement Sand Mortar /non branded tile adhesive	GRESBOND Premium Tile Adhesive
Slow Fixing	Faster Fixing
Curing Required	Curing Not Required
Poor Workability	Good Workability
Typical Application	Easy to Apply
Short Open Time And Adjustability	Adequate Open Time and Adjustability
Poor Water Retention	Good Water Retention
Very Low Bond Strength	High Bond Strength
Hollowness Problem	No Hollowness Between Tile and Substrate
Required Bed Thickness 20-30 Mm	3-6mm Thickness Adequate Mostly
Add More Weight and Thickness	Reduced Weight & Thickness of Structure
Not Water Resistant	Water Resistant
Chipping Required	Can be Use Directly on Any Surface
Stains, Seepage, & Discolouration Is Possible.	Resistant to Stains, Seepage & Discolouration

\*not suitable for surfaces subject to vibration like plywood, metal, glass, gypsum boards, fibre cement slabs & smooth pre-fabricated concrete.



# KE-100

## PREMIUM EPOXY GROUT

### Product Description:

GRESBOND KE-100 is a Stain free Epoxy grout for floors & Walls. It is a color fast, water & chemical resistant & 100 % solid epoxy grout suitable for Ceramic tiles, Vitrified tiles, marbles and stones, especially in stain prone areas such as kitchens and washrooms (residential & commercial installations). It is non shrinking, fast curing efflorescence free grout. It is ideal for installation where high strength mildew joints are required. Available in 1Kg and 5kg pack.



### Features

- ▶ Simply mix Hardener, resin & filler.
- ▶ Excellent under high temperature conditions.
- ▶ Beautiful Joints as no effect of pigments.
- ▶ Protection against Stains.
- ▶ Time Saving.
- ▶ Suitable for joints between 2-12 mm .
- ▶ Available IN 18 colors.



### Pack Size:

	1 Kg.	5 Kg.
Resin	0.2 Kg.	1 Kg.
Hardner	0.08 Kg.	0.4 Kg.
Coated	0.720 Kg.	3.6 Kg.

### Shelf Life:

1 year in dry unopened bucket.

### Applications:

Residences, Kitchens, bathrooms, swimming pools, fountains, hospitals, restaurants, showroom, industrial areas & High traffic areas.

### Advantages:

- ▶ Water Resistant
- ▶ Stain free grout for floors & walls.
- ▶ Available in range of colors.
- ▶ Chemical & Bacterial resistant.
- ▶ Enhances look of walls & floors.
- ▶ Easy to apply-Smooth & Creamy.
- ▶ Easy to clean.
- ▶ Uniform color resist blotching.

# KE-100 DUET

## PREMIUM EPOXY GROUT WITH TWO COMPONENTS

### Product Description:

GRESBOND KE-100 DUET is high performance Epoxy based two components tile grout. Easy to use and suitable for all wall and floor tiles, marble and natural stone. It has high chemical & abrasion resistant. It also produces hygienic joints that needs minimal maintenance in Kitchen & Bathroom areas.

Available in 18 colours.  
Suitable for joints between 2-12 mm.  
Available in 1 Kg & 5 Kg Pack.



### Features

- ▶ Hygienic & Chemical resistant
- ▶ Stain and bacterial resistant
- ▶ Provides high strength and durable joints
- ▶ Non-cracking formula
- ▶ Time Saving two components
- ▶ Suitable for submerged conditions



### Pack Size:

	1 Kg.	5 Kg.
Resin + Coated Filler	0.920 Kg.	4.6 Kg.
Hardner	0.08 Kg.	0.4 Kg.

**Shelf Life:**  
1 year in dry unopened bucket.

**Applications:**  
Domestic & Commercial Setups.

- Advantages:**
- ▶ Shock Resistant
  - ▶ Available in range of colours
  - ▶ Enhances look of Walls & Floors
  - ▶ Easy to apply & Easy to clean
  - ▶ Water resistant

- Substrates:**
- ▶ Ceramic Tiles
  - ▶ Vitrified Tiles
  - ▶ Glass Mosaic Tiles
  - ▶ Granite & Marble
  - ▶ Natural Stone & Marble

# KE-100 & KE-100 DUET

## Coverage Chart\*

Tile Size X Thickness	Joint Width						
	2 mm	3mm	4 mm	6 mm	8 mm	10 mm	12 mm
100x100x3	264	177	133	90	68	55	46
150x150x4	296	198	143	100	75	61	51
200x150x5	269	181	136	91	69	55	46
150x300x6	263	175	132	88	66	53	44
300x300x6	394	263	198	132	100	80	67
450x300x7	405	270	202	135	101	81	68
600x450x8	506	337	253	169	127	101	85
600x600x8	591	394	295	197	148	119	99
600x900x11	515	343	258	171	129	103	86
900x900x12	590	393	295	197	148	118	99

*\*Note:*

Coverage: Approximate Sq. Ft. coverage per # 1 unit (5 kg) of Gresbond.













As per the actual site the consumption vary accordingly.

These figures are for indicative purpose.

\* Know the material needed for your site

## Grout Colours

### Plain

	Crema		Chocolate
	Champagne		Laurel Green
	Light Grey		Aqua
	Autumn Yellow		Sea Blue
	Almondo		Navy Blue
	Sandalwood		Turquoise blue
	Light Taupe		Dark Grey
	Brick Red		Coffee Bean

### Elite Plain

	Snow White		Black
---	------------	--	-------

# KE-100 GLITTER

## EPOXY GROUT WITH SPARKLE EFFECTS

### Product Description:

GRESBOND KE-100 GLITTER is specially designed to get special sparkle effects and enhance the beauty of tiles. It can be applied on both wall and floor, interior & exterior area. We can use it with ceramic tiles, vitrified tiles, natural stone & marble.

Available in three sparkle effects (Gold, Silver, Copper).  
Suitable for joints between 2-12 mm.  
Available in 1 Kg & 5 Kg Pack.



### Features

- ▶ Provide Sparkling effects to tiles joints
- ▶ High Bond Strength and durable joints
- ▶ Suitable for Tiles, Marble & Granite
- ▶ Excellent chemical resistance
- ▶ Hygienic and stain free



### Pack Size:

	1 Kg.	5 Kg.
Resin	0.2 Kg.	1 Kg.
Hardner	0.08 Kg.	0.4 Kg.
Sparkle Coated Filler	0.720 Kg.	3.6 Kg.

### Shelf Life:

1 year in dry unopened bucket.

### Applications:

Restaurants, Hotels, Showrooms, Shopping Malls, Multiplexes, Washrooms, Kitchens, Marriage Halls Spa, Swimming Pool

### Advantages:

- ▶ Colour fast & easy to clean
- ▶ Stain Free
- ▶ Gives Smooth & Aesthetic looks
- ▶ Easy to maintain

### Substrates:

- ▶ Ceramic Tiles
- ▶ Vitrified Tiles
- ▶ Glass Mosaic Tiles
- ▶ Granite & Marble

# KE-100 GLITTER

## Coverage Chart\*

Tile Size X Thickness	Joint Width						
	2 mm	3mm	4 mm	6 mm	8 mm	10 mm	12 mm
100x100x3	264	177	133	90	68	55	46
150x150x4	296	198	143	100	75	61	51
200x150x5	269	181	136	91	69	55	46
150x300x6	263	175	132	88	66	53	44
300x300x6	394	263	198	132	100	80	67
450x300x7	405	270	202	135	101	81	68
600x450x8	506	337	253	169	127	101	85
600x600x8	591	394	295	197	148	119	99
600x900x11	515	343	258	171	129	103	86
900x900x12	590	393	295	197	148	118	99

*\*Note:*


Coverage: Approximate Sq. Ft. coverage per # 1 unit (5 kg) of Gresbond.

As per the actual site the consumption vary accordingly.


These figures are for indicative purpose.

\* Know the material needed for your site


## Grout Effects (Gold, Silver & Copper)



Gold



Silver



Copper

# PREMIUM UNSANDED GROUT

## PREMIUM UNSANDED GROUT

### Product Description:

GRESBOND Premium Unsanded Grout is a superior quality grout. It consist of a carefully prepared blend of cement, chemical additives and fillers. It is easy to install—just mix with water/grout admix and use. For best results, use with Premium Grout Admix KGA-01. It is ideal for both floors and walls applications.

GRESBOND Premium grouts are suitable for a vast array of tile types and applications, including natural stone, porcelain, conglomerate and ceramic tiles.



**Pack Size:** 1Kg.

**Shelf Life:**  
1 year in dry unopened bags.

**Applications:**  
Used for filling tile joints with width 1mm to 3 mm in both interior and exterior areas for ceramic & vitrified tiles. For best results, use with GRESBOND Premium Grout Admix KGA-01.

- Advantages:**
- ▶ Water resistant.
  - ▶ Improved efflorescence control.
  - ▶ Smooth finish.
  - ▶ Weather resistant.
  - ▶ Easy maintenance.
  - ▶ Non-shrinking.
  - ▶ Non-cracking.
  - ▶ Easy application and clean up.
  - ▶ Available in 20 colors.

## Grout Colours

### Plain

	Crema		Chocolate
	Champagne		Laurel Green
	Light Grey		Aqua
	Autumn Yellow		Sea Blue
	Almondo		Navy Blue
	Sandalwood		Turquoise blue
	Light Taupe		Dark Grey
	Brick Red		Coffee Bean

### Elite Plain

	Snow White		Black
---	------------	--	-------

## Coverage

Coverage ( in sq. ft.): Approximate. Sq. Ft. Coverage per 10 kg unsended grout.

Tile Size x thickness (in mm)	1 mm	2 mm	3 mm
100 x 100 x 3	1430	720	480
150 x 150 x 4	1610	810	540
200 x 150 x 5	1470	740	490
150 x 300 x 6	1430	860	478
300 x 300 x 6	2150	716	710
450 x 300 x 7	2205	1104	737
600 x 450 x 8	2755	1379	920
600 x 600 x 8	3210	1610	1070
600 x 900 x 11	2804	1403	1070
900 x 900 x 12	3213	1608	1072

# KGA-01 GROUT ADMIX

## PREMIUM GROUT ADMIX FOR USE WITH UNSANDED GROUT

### Product Description:

GRESBOND Premium Grout Admix KGA-01 is a polymer based liquid admixture specially designed for use in combination with GRESBOND Grouts. It provides a dense, colorfast grout ideal for all interior and exterior applications. It improves the performance and does not allow any moisture/water to seep into the back of the tile.



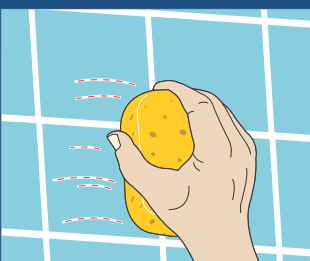
### Method of Application:



Add 400ml of GRESBOND Premium Grout Admix KGA-01 in 1 kg grout and mix until a slump free & smooth grout is obtained.



Apply mixture to the surface and work it well into the joints ensuring that they are completely filled.



Remove excess grout while working diagonally over the area to be grouted.

**Pack Size:** 400ml (Carton of 10 Bottles **4000 ml.**)

**Shelf Life:** 1 year

**Applications:** For interior & exterior application

Add 400ml of GRESBOND Premium Grout Admix KGA-01 in 1 kg grout and mix until a slump free & smooth grout is obtained.

### Features

- ▶ It locks the grout into the joint
- ▶ Seals, protects, and strengthens grout
- ▶ Same stain resistance as most grout sealers
- ▶ Grout and seal in one step
- ▶ Low VOC formula
- ▶ Features water repellent technology
- ▶ Shields grout from mold and mildew buildup
- ▶ Easy to clean

### Advantages:

- ▶ For use in interiors and exteriors
- ▶ Provides smooth and uniform joints
- ▶ Shock & impact resistant
- ▶ No water leakage

## TILE CLEANER

### Product Description:

GRESBOND Tile Cleaner TC1 is a fast acting acid based cleaner for regular cleaning of dirt and stains on tile surface, designed for daily maintenance of tiles.

### Features

- ▶ New Improved formula.
- ▶ For all type of tile surface.
- ▶ Removes tough stains.
- ▶ Use directly or add water.
- ▶ Ideal for interior & exterior.



**Pack Size:** 750ml (Carton of 14 Bottles **10500 ml.**)

**Shelf Life:** 1 year

**Applications:** For interior & exterior application

- ▶ Dilute to the correct ratios as required. Use 1 part of cleaner to 4 parts clean water
- ▶ Heavily soiled areas may require an undiluted solution to be applied
- ▶ Always test initially on a small areas
- ▶ Liberally apply the solution to the floor area to be cleaned. Leave in contact with area for approx. 4-5 minutes
- ▶ Using a brush or a scrub pad thoroughly scrub the area treated with the solution.

### Caution:

- ▶ Please note that this is an acidic based cleaner and hence care should be taken while using the same.
- ▶ Please wear hand gloves, nose cover and wear eye protection before and while using the product.

**KEEP OUT OF REACH OF CHILDREN**

# Introducing the Mason Loyalty Program!

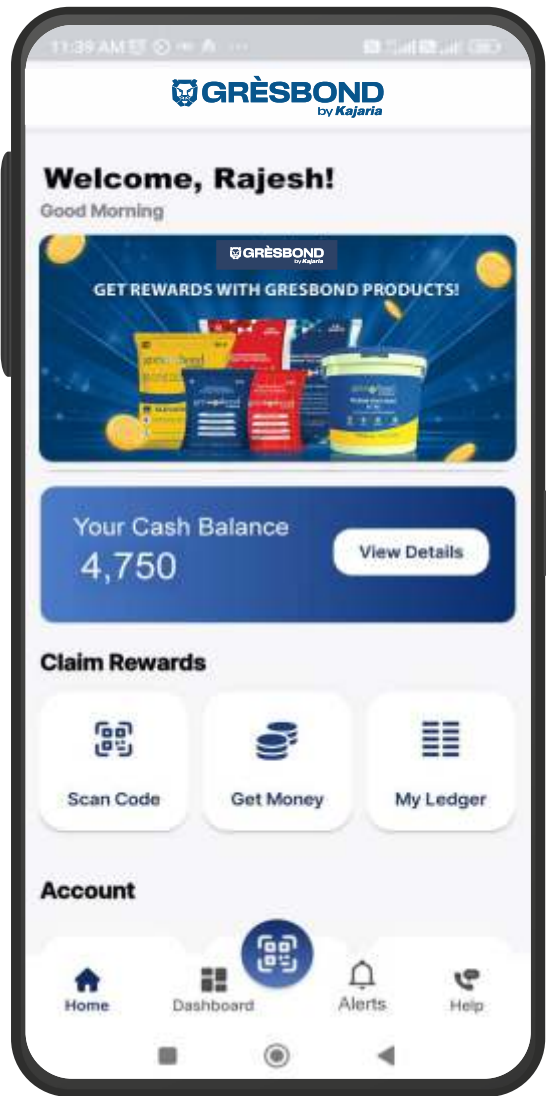

Earn Points with Every Purchase



TOKEN SAMPLE



TOKEN SAMPLE



Download Gresbond Rewards App and register yourself with Kajaria Gresbond to earn points on every purchase. Offer valid on selected products. Scan the QR code on token with your Gresbond Rewards App and earn valuable points that you can redeem.

KAJARIA DISPLAY CENTRES / REGIONAL OFFICE



NORTH

**CHANDIGARH :**  
SCO 17, 1st Floor, Sector-7C ,  
Madhya Marg, Chandigarh.  
Phones : 0172-4631418, 4631415  
E-mail : chandigarh@kajariaceramics.com

**DEHRADUN :**  
485, Dharampur, Haridwar Road, Dehradun  
Phone : 0135-2675329  
E-mail : dehradun@kajariaceramics.com

**JAMMU :**  
Satyam Road, Trikuta Nagar,  
Jammu - 180012, Jammu and Kashmir  
Phone - 0191-2476300  
E-mail : jammu@kajariaceramics.com

**JAIPUR :**  
Ground Floor, Nidhi Kamal Tower,  
Plot No 37-38 B, Barwara House,  
Ajmer Road, Jaipur - 302006,  
Phones : 0141-4910941, 2220244  
E-mail : jaipur@kajariaceramics.com

**LUDHIANA :**  
Dhanraj Complex, Fourth Floor,  
Near P.A.U. Gate No. 2, Ferozpur Road  
Ludhiana-141001, Punjab  
Phone : 0161-4649002  
E-mail : ludhiana@kajariaceramics.com

**LUCKNOW** (Regional Office)  
Office Area No. 818, 8th Floor,  
Cyber Heights, Vibhuti Khand,  
Gomti Nagar, Lucknow - 226010 (U.P.)  
Mob : 9918002487, 9910999722  
E-mail : lucknow@kajariaceramics.com

**VARANASI :**  
Varanasi Trade Centre, Plot No.154/2A,  
1st Floor, Near Income Tax Office,  
Maqbool Alam Road, Varanasi- 221002  
Phone : 0542-2500483  
Mob.: 9005092402  
E-mail : varanasi@kajariaceramics.com

SOUTH

**BANGALORE :**  
Farah Icon, 119 First Floor,  
Opp. New Pass Port Kendra, Lalbagh Road,  
Bangalore - 560 027, Karnataka  
Phones : 080-41440019 / 20 / 30  
Mob.: 9341237537  
E-mail : bangalore@kajariaceramics.com

SOUTH

**CHENNAI :**  
Fagun Chambers, Old No: 7,  
New No: 26A/2, 1st Floor, Ethiraj Salai,  
Egmore , Chennai - 600008, Tamil Nadu  
Phones : 044-42691094, 28264990  
E-mail : chn@kajariaceramics.com

**COCHIN :**  
MN Square, 2nd Floor, 549/2,  
Near Gold Souk Grande  
NH Bypass, Vyttila, Cochin- 682019, Kerala  
Phone : 0484-2912000  
E-mail : coc@kajariaceramics.com

**COIMBATORE :**  
2nd Floor, 57, Cowley Brown Road,  
Near Central Library, R.S.Puram ,  
Coimbatore - 641002, Tamil Nadu  
Phones : 0422-4350801, 4350803  
E-mail : coimbatore@kajariaceramics.com

**HYDERABAD :**  
Uma Aishwarya House, H.No 8-2-502/1/AG,  
Road No. 7, Banjara Hills,  
Hyderabad - 500034, Telangana  
Phone : 040-66106058  
Mob.: 9000005392  
E-mail : hyderabad@kajariaceramics.com

CENTRAL

**RAIPUR** (Regional Office)  
Shop No. 507&508, 5th Floor,  
Lalganga Business Park, NH-43,  
Pachpedhi Naka, Raipur-492001, Chhattisgarh  
Mob : 7714060427  
E-mail : raipurdepot@kajariaceramics.com

**INDORE** (Regional Office)  
S.A. Tower, 1st Floor, 13/3 New Palasia,  
Opp. Arya Samaj Building,  
Indore - 452001, Madhya Pradesh  
Phone: 0731- 4068839,  
Mob.: 9752593462  
E-mail : indore@kajariaceramics.com

WEST

**AHMEDABAD** (Regional Office)  
City Centre-2, Office No-504,  
5th Floor, Nr. Sukan Mall Cross Road,  
Science City Road, Sola, Ahmedabad,  
Gujarat - 380060  
Mob.: 9724340881  
E-mail : ahm@kajariaceramics.com

WEST

**MORBI**  
NH 8A, Anand Nagar,  
Morbi, Gujarat - 363642  
Mob.: 7046689961  
E-mail : morbi@kajariaceramics.com

**MUMBAI :**  
B1 - 307, Boomerang, Chandivali Farm Road,  
Near Chandivali Studio, Off Saki-vihar Road,  
Andheri (E), Mumbai - 400072  
Phone : 022-61433100  
E-mail : mum@kajariaceramics.com

**PUNE :**  
6th Floor, 601, DSK Gandharva Heights,  
Ganeshkhind Road, Shivajinagar  
Pune - 411005, Maharashtra  
Phone: 020-66471600  
E-mail : pune@kajariaceramics.com

EAST

**PATNA** (Regional Office)  
'ANCHAL', House No.-15, Ground Floor  
Justice Narayan Path, Nageswar Colony  
Patna - 800001, Bihar  
Mob.: 9334791993

**KOLKATA** (Regional Office)  
Tirupati Plaza, 2nd Floor 74/2,  
Acharya Jagdish chandra Bose Road,  
Kolkata -700 016, West Bengal  
Phone: 033-40231111  
E-mail : kol@kajariaceramics.com

## INDIA'S NO. 1 TILE COMPANY

M  
S  
N